



HUNG

MACHINE TOOL

宏和精密有限公司

HO - 460. 560. 660

精密高速車床


HIGH SPEED PRECISION LATHE



榮獲台中縣政府
2006年績優廠商

金手獎

Was awarded Taichung County Excellent
Firm Golden Hand Prize.




HO-460 × 800/1100/1500/2000

HO-560 × 800/1100/1500/2000/3000

HO-660 × 800/1100/1500/2000/3000



橫向滑板熱處理研磨,且熱處理浸油。
Cross slide is hardened and ground to
prolong operation life. Cross slide screw is
hardened and oil bathed.




主軸箱:

使用熱處理研磨一級齒輪, 泵浦強制潤滑系統, P級軸承三點支持。

HEADSTOCK:

Gear in the headstock are treated by cementation and precisely ground. Forced lubrication system is employed. Spindle is supported by three P grade taper roller bearings.




齒輪箱:

公、英制共用齒輪箱, 齒輪經熱處理。

GEAR BOX:

It offers a comprehensive range of inch and metric threads without the use of change gears. All gears in the gear box are hardened.



床護:

手動自動兩用泵浦, 潤滑橫向滑座床軌, 進刀可調式, 過負載裝置, 確保安全。

APRON:

Apron is equipped with a manual and automatic lubrication system. It will keep cross slide ways and bedways clean and lubricated. The apron is equipped with an overload protection device to avoid machine damage.

機械規格 Specifications:

項目 ITEMS			HO-460	HO-560	HO-660
功能 CAPACITY	床面上最大工作直徑 Swing over bed	m/m	φ 460 (18.11")	φ 560 (22")	φ 660 (26")
	鞍面上最大工作直徑 Swing over cross slide	m/m	φ 280 (11")	φ 390 (15.35")	φ 540 (21.5")
	間隙上最大工作直徑 Swing in gap	m/m	φ 620 (24.4")	φ 730 (28.74")	φ 840 (33.33")
	從面板算起之間隙長度 Gap width in front of face plate	m/m	200 (7.87")	200(7.87")	200(7.87")
	兩心最大距離 Distance between centers	m/m	800 (31.49") / 1100 (43.30") / 1500(59.05") / 2,000 (78.74") / 3,000 (118.1")		
	床面寬度 Width of bed	m/m	350 (13.77")		
	車刀台最大移動距離 Total travel of top slide	m/m	150 (5.9")		
	床腳下面至中心線高度 Height of center from leg bottom	m/m	1090 (43")	1140 (44.9")	1190 (46.9")
主軸箱 HEADSTOCK	主軸孔徑 Spindle bore	m/m	φ 65 (2.55") / φ 80 (3.15") / φ 105 (4.13")		
	主軸孔及中心針斜度 Taper of spindle bore & center	M.T	φ 65 MT4 / φ 80 φ 105 MT5		
	主軸鼻端 Type of spindle nose		A1 - 6.D1-8 65孔/A1 - 8.D1-8 80孔	A1 - 8.D1-8 φ 105 A1 - 11.D1-11	
	主軸速度變換數(段) Number of spindle speeds		12		
	主軸迴轉數 Range of spindle speeds	R.P.M	HO-460 30.45.65.100.140.200.290.420.600.850.1200.1800 HO-560/660 25.40.55.80.120.170.250.350.500.750.1050.1600 φ 105 20.30.45.65.95.135.195.2890.400.565.800.1200		
螺紋及進給 THREAD & FEED	押送量變換數 (段) Number of feeds steps		36		
	押送範圍：縱 Range of longitudinal feeds	m/m	0.03 (0.01") ~ 0.85 (0.03")		
	橫 Range of cross feeds		縱押送之 2/3 2/3 of longitudinal feeds		
	導螺桿直徑及螺距 Lead screw diameter and pitch	m/m	外徑35、螺距4牙/吋或6mm/牙 φ 35 (1-3/8"), 4 TPI, P= 6 mm.		
	英制 Range of inch threads		2 ~ 72 (44 種changes)		
	公制 Range of metric pitches	m/m	0.2 (0.008") ~ 14 (0.55") (39 種changes)		
尾座 TAILSTOCK	尾座心軸行程 Total travel of tailstock quill	m/m	175 (7")		
	心軸 (直徑) Tailstock quill diameter	m/m	φ 60 (2.36")	主軸65孔附尾座心軸 φ 60-M T 4	
	中心孔 (斜度) Taper in tailstock quill	MT	MT4	主軸80孔、105孔附尾座心軸 φ 70-M T 5	
馬達 MOTORS	主軸馬達 Spindle drive motor	HP	7.5HP(105孔附5HP/6P)		
	冷卻幫浦 Coolant pump motor	HP	1/8		
機械體積及重量 MACHINE DIMENSIONS AND WEIGHT	佔用空間 (長×寬×高) Space required (L×W×H)	m/m	2100/2400/2800/3300x1050x1450	2100/2400/2800/3300x1050x1500	2100/2400/2800/3300x1050x1550
	裝箱尺寸 (長×寬×高) Packing dimensions (L×W×H)	m/m	2170,2470,2870,3370x1140x1880		
	淨重 (約) Net weight (approximate)	KG	1600,1700,1800,2000		

註：本公司更改或改進上項所記之規格不另行通知，但不影響前所受之機械品質。
We reserve the right to modify and improve above specifications without notice. This dose not affect the quality of machines previously sold.

標準附屬品

STANDARD ACCESSORIES

65孔附普通三爪夾頭9吋	• 9"sc 3-jaw scroll chuck(for 65m/m) (1 PC)
80孔附普通三爪夾頭10吋	• 10"sc 3-jaw scroll chuck(for 80m/m) (1 PC)
105孔附普通三爪夾頭12吋	• 12"sc 3-jaw scroll chuck(for 105m/m) (1 PC)
中心針	• Dead center (2 PCS)
水平調整螺絲	• Leveling screws (6 PCS)
馬達7.5HP(105孔附5HP/6P)	• Main motor 7.5 HP(105m/m 5HP/6P) (1 PC)
固定中心架 (軸承式)	• Steady rest (1 PC)
65孔附9吋連接板	• 9" Driving plate (1 PC)
80孔附10吋連接板	• 10" Driving plate (1 PC)
105孔附12吋連接板	• 12" Driving plate (1 PC)
切削油裝置	• Coolant system (1 set)
工具箱	• Tool box (1 set)

特別附件

EXTRA ACCESSORIES

面板	• Face plate
四段微調定位架	• 4-position micro carriage stop
移動中心架	• Follow rest
斜度車削裝置	• Taper turning attachment
四爪夾頭	• 4-jaw independent chuck
工作燈	• Work light
後刀架	• Rear toolpost
10HP馬達	• Main motor 10PH
光學尺	• Digital read out

■ 主軸箱齒輪採用鉻鉬合金鋼，經滲碳淬火，及精密研磨而成(潤滑系統為強制給油)。

■ SPINDLE

Is made of chromium molybdenum alloy steel (SCM21), carburized, quenched and then precision ground. It adopts three points support, so the rigidity is especially strong.

■ 主軸夾頭 (9 inches) 採用合金鋼，經滲碳淬火處理，及精密研磨而成，並採三點支持，剛性特強。

■ Mounts powerful 3-jaw chuck (9 inch) directly. High accuracy and rigidity are assured.

■ 橫送螺桿經熱處理，整體浸油，並備有調整間隙之裝置。

■ CROSS SCREW

Cross screw is hardened by heat treatment, totally oil bathed and designed with a clearance adjustment device.

主軸箱主軸孔徑有

φ 65mm φ 80mm及φ105mm供選擇

Choice of spindle bore

φ 65mm or φ 80mm and φ 105mm.

■ 英制、公制共用牙箱，車牙種類特多。

■ GEARBOX

Gearbox provides thread cutting of both inch and metric threads. The thread cutting range is very comprehensive.

■ 連續迴轉式 8 段變換裝置，操作簡單、容易。

■ 8-step shift device is continuous rotary type. Its operation is quite easy and simple.

■ 強大的馬力輸出，7.5HP。

■ STRONG HORSE POWER

In the main drive motor - 7.5HP.

■ 便利的控制開關。


■ Easy to approach control push buttons.

■ 高強度穩重之腳座。

■ Highly rigid stable lathe plinths.

■ 能瞬間停機的煞車裝置。

■ Instant-stop foot braking device.



■ 橫送鳩尾槽經高週波熱處理及精密研磨耐磨性提高 2 倍以上。

■ CROSS DOVETAIL

Cross dovetail is high frequency induction hardened and then precision ground. Anti-wear property is double average.

■ 橫送台，床身滑動面，採用強制給油，能自動清潔潤滑滑動面，永保精度如新。

■ WIPER

Wiper can function for one way or two way lubrication between bedway and cross slide.

■ 自動兼手動支強制給油泵，潤滑範圍包括橫送台，車床滑動面。

■ Pressure lubrication pump can be operated automatically or manually and covers all sliding surfaces of cross slide and bedway.

■ 特大的尾座套筒上刻有 (長度175mm或7") 公英制尺寸，並採用鉻鎢金鋼 (SCM21) 滲碳淬火處理精研而成，內外孔徑硬度達 HRC60°。

■ Extra large tailstock quill (175 mm. or 7" long) is graduated in inch and metric scale. Manufactured from chrome molybdenum alloy steel (SCM21), carbonized, quenched and precisely ground. Hardness on inside bore and outside diameter reaches HRC 60

■ 操作方便，固定確實的鎖緊機構。

■ TOOL POST

Reliable clamping mechanism is easy to operate.

■ 尾座結構剛強，穩固、可耐重切割。

■ TAILSTOCK


Tailstock is rigid in structure. It is very stable and can withstand heavy cutting operations.

■ 容量特大之活動式濾油集屑槽。

■ The removable chip pan is especially large in capacity for filtering coolant and cutting chips.

■ 有安全裝置的起動停止把手。


■ Starting lever has safety device.




■ 高速車床特別配件 Optional accessories for lathe




1. 強力三爪夾頭
3-Jaws strong scroll chuck



2. 四爪花盤
Face plate with 4-Jaws



3. 快速變換刀架
Quick charge toolpost




4. 普通三爪夾頭
3-Jaws scroll chuck



5. 四爪夾頭
4-Jaws chuck



6. 夾頭蓋
Chuck guard




7. 花盤
Face plate



8. 跟刀架·中心架
Follow rest, steady rest



9. 工作燈 石英工作燈
Work light



10. 微調裝置·四點定位裝置
1 position micro carriage stop
4 positions carriage stop



11. 後刀架·斜度附件
Rear toolpost
Taper turning attachment



12. 鑽孔裝置
Drill attachment

HO-430x700/1000/1700

精密高速車床

HIGH SPEED PRECISION LATHE




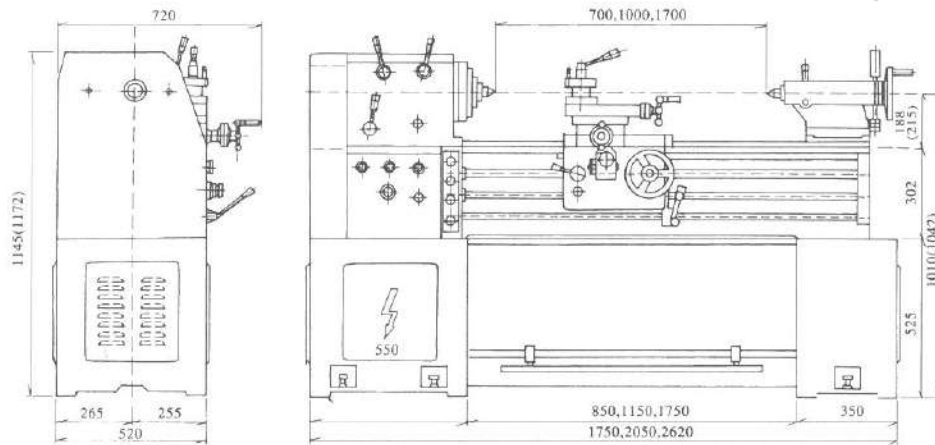
特點：

- * 床身以高級合金鑄鐵(FC-25)鑄造而成，鋼性強韌，床面永不變形。
- * 主軸箱內部齒輪及心軸採用鉻鉬鋼，經滲碳熱處理，研磨而成。
主軸採用三點式，以高精度滾筒軸承支持，鋼性特強。
- * 齒輪箱為密封浸油式，變速方便迅速，可作英制、公制、徑節、模數四種螺紋之車製。
- * 床護亦採用密封浸油式，縱橫進給與車削螺紋均有安全裝置，安全性提高。
- * 尾座寬大，可耐重切削，鎖緊力特強，心軸押送時，不會產生滑脫現象。

FEATURES :

- * Machine body is made of high rigidity cast iron (FC 25) so that the slide ways will be durable and won't be transformed forever.
- * Spindle and gears in spindle housing are all made of chrome molybdenum steel which are hardened and grounded. Spindle is supported by high precision roller bearings put three points on the spindle. So, its rigidity is higher.
- * Gears of gear box are dipped with oil in a closed box making it easier and more convenient to change speeds. Can make threads such as imperial, metric, diametral, pitch and module.
- * Apron is oil dipped, too. Cross and longitudinal feeding are all equipped with a safety device.
- * Tailstock with bigger body can produce heavy duty cutting. Locks firmly to prevent from slipping when center feeding.





機械規格 Specifications:

		430×700	430×1000/1700
工作範圍 Capacity	中心至床面高度 Height of centers 床面上最大工作物直徑 Swing over bed 橫送台上最大工作物直徑 Swing over cross slide 床面寬度 Width of bed	215 [8"] 434 [17"] 270 [11"] 300 [12"]	
主軸 Spindle	主軸孔徑及鼻端 Hole through spindle & spindle nose 主軸速度(8段) Spindle speeds (rpm) 主軸頂心斜度 Center	54 [A1 - 6] 78 - 1800 MT4	
進給及車製 螺紋範圍 Feeds & Threads	縱橫進給量範圍(32段) Range of longitudinal/Cross feeds (32step) 英制螺紋(32段) Imperial threads (32 step) 公制螺紋(32段) Metric threads(32 step)	0.06 - 0.83 4 - 56 TPI 0.4 - 7P	
複合刀架 Carriage	橫送面移動範圍 Travel of cross slide 刀架滑動移動範圍 Travel of top slide	270 130	
尾座 Tailstock	尾座心軸移動範圍 Travel of tailstock sleeve 尾座頂心斜度 Center of tailstock	165 MT4	
馬達 MOTORS	主軸馬達 Spindle drive motor	3HP	
機械體積及重量 MACHINE DIMENSIONS AND WEIGHT	佔用空間 (長×寬×高) KGSpace required (L×W×H)m/m 裝箱尺寸 (長×寬×高) Packing dimensions(L×W×H)m/m 淨重 (約) Net weight (approximate) KG	1750×750×1200 1860×810×1520 1000kg	2050/2620×750×1200 2190/2690×810×1520 1100/1300kg

註：以上規格如有變更 恕不另行通知。 Specification are subject to change without notice.

標準附件 STANDARD ACCESSORIES:

自動進刀停止裝置	Automatic longitudinal feed stop device.
連接板	Drive Plate.....2 (7"9"各一)
頂心	Center.....2
心軸套筒	Spindle Sleeve.....1
工具箱	Tool Box.....1
安裝固定片	Installation Blocks.....6
馬達	Motor.....3HP
中心架(軸承式)	Steady Rest.....1

特別附件 EXTRA ACCESSORIES:

三爪夾頭	3-jaw Chuck
四爪夾頭	4-jaw Chuck
冷卻泵浦	Coolant Pump
馬達	Motor..... 5HP



捷特機械貿易私人有限公司
J-TECH MACHINERY TRADING PTE LTD

Specialise in all kinds of new & used machineries
Blk 38, #03-13 Defu Lane 10 Singapore 539215

Tel: 62839906 Fax: 62836995

E-mail: jtechtrd@singnet.com.sg www.jtech.com.sg

銷AGENT: